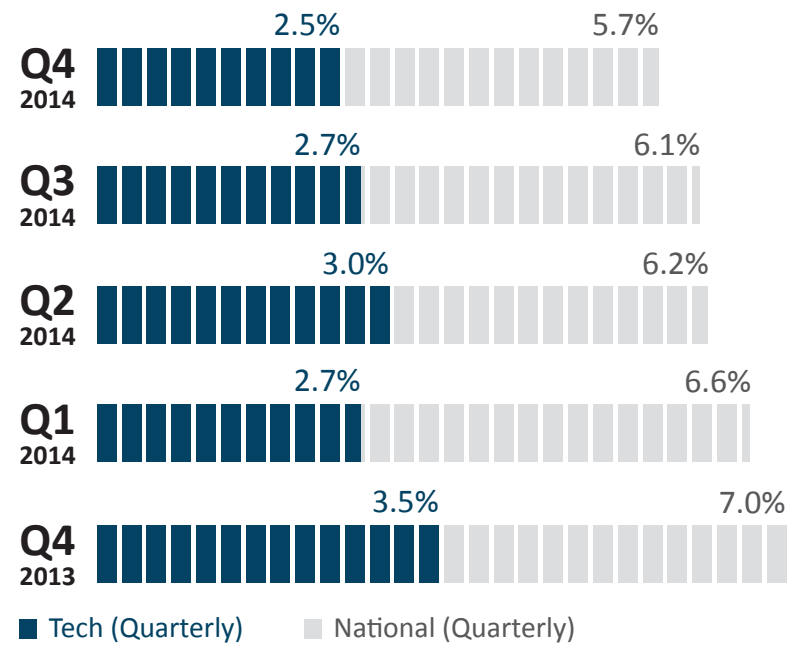


Tech Employment Snapshot

Unemployment Rates



Source: Bureau of Labor Statistics; overall unemployment rate is seasonally adjusted – Technology (computer and math) is not seasonally adjusted.

In the fourth quarter of 2014, the tech unemployment rate averaged 2.5 percent, slightly below the third quarter figure of 2.7 percent, and the lowest rate recorded since 2008. The average annual tech unemployment rate also came in at 2.7 percent, a significant decline from the average tech unemployment rate of 3.6 percent in 2013.

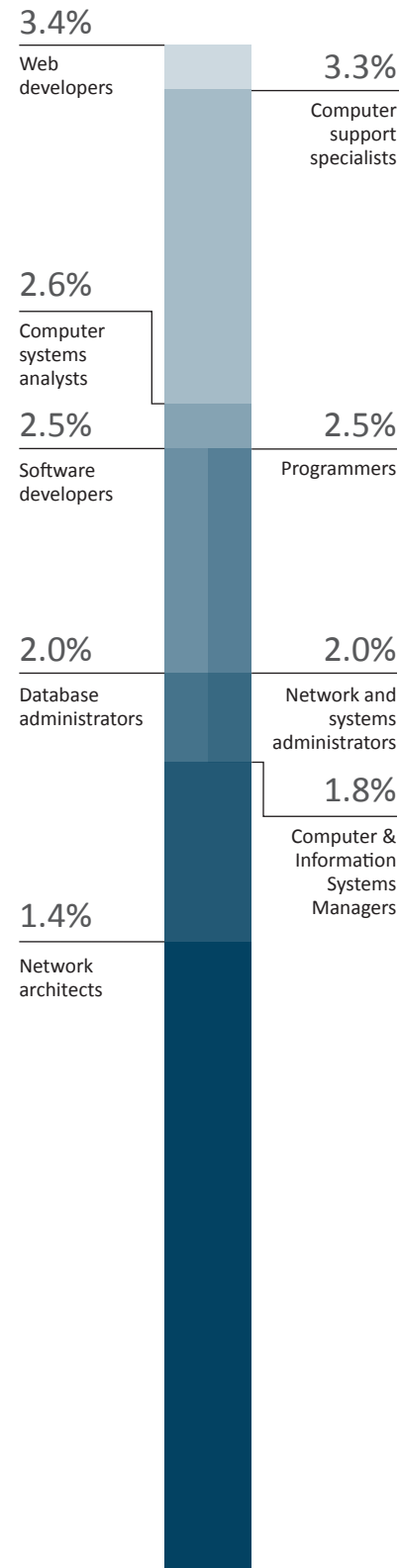
In 2014, unemployment rates for web developers, computer systems analysts, computer support specialists, programmers, network and systems administrators, software developers, computer & information systems managers, data administrators and network architects all dropped. It proved to be a particularly good year for programmers, computer & information systems managers and computer support specialists, whose unemployment rates were nearly cut in half from 2013.

Tech consulting added 26,500 jobs in the fourth quarter and 72,300 jobs annually. Both of these figures represent an uptick from 2013, which saw 19,700 new positions created in the final quarter and 62,300 jobs for the year.

Data processing, hosting and related services saw a decline in jobs added in the fourth quarter with 700 jobs lost. Annually, the category added 5,300 positions, lower than 2013 by 1900 jobs.

“2014 signaled a strong year for tech professionals, and demand for qualified tech candidates remains high. Recruiters continue to be eager to land top tech talent, and candidates hold all of the cards, driving up counteroffers and taking the lead in the negotiation process.”

— Shravan Goli, President of Dice




Source: Unemployment rates, Q4 2014, Bureau of Labor Statistics, Household Survey

Jobs Created/Lost in Q4 2014

Computer systems design

Professional and Business Services: 1,796,800 employed*




Computer and electronic products

Manufacturing: 1,060,400 employed*



Data processing and hosting

Information: 274,600 employed*



* preliminary • = 500 people • = gained • = lost

Source: Change in number of employed positions from Q3 2014 to Q4 2014 according to the Bureau of Labor Statistics' Establishment Survey

Monthly Average of Quits

(Professional and Business Services)



Source: Bureau of Labor Statistics, Job Openings and Labor Turnover Survey, Professional and Business Services, average preliminary Voluntary Quits, October and November 2014.

According to the Bureau of Labor Statistics, 473,500 professionals on average in the professional and business services category voluntarily quit their positions in the first two months of the fourth quarter (latest data available). This is a slight downturn from the 487,500 professionals who chose to leave their positions this time last year but above the ten year average of 415,000.

While voluntary departures dipped slightly in the first two months of the fourth quarter, other measures show candidates are still confident in their prospects. In Dice's latest hiring survey, 64 percent of hiring managers said they are seeing candidates ask for more money than they were six months ago, while 29 percent said they are seeing more candidates reject offers.

Preliminary data from the Bureau of Labor Statistics found that there were 464,000 total layoffs on average in the first two months of the fourth quarter. This represents a dramatic increase from 2013, which saw 340,000 discharges in October and November. How layoffs play out in 2015 is yet to be seen, but only 10 percent in the Dice hiring survey say layoffs are likely.